

**W P FILLING MACHINE**

**INPUT** PREPARED HARDWARE  
a) 04 PELLET (HEIGHT - 27±.2 MM, DIA - 35.1±.2MM)  
b) 05 PC DISC (ONE WITHOUT HOLE) DIA- 36 MM  
c) QMS (HEIGHT-125±5MM)  
d) HDPE RING (AS PER REQUIREMENT)  
e) TAIL UNIT  
f) BALANCING WEIGHT  
g) ARALDITE

**OUTPUT** SEMI FINISHED MUNITIONS

**RATE** 500 NOS/HRS(MINIMUM).

**PROCESS** AS PER FLOW CHART AS PER **APPENDIX - 'P-1'**.

**QUALITATIVE REQUIREMENTS**

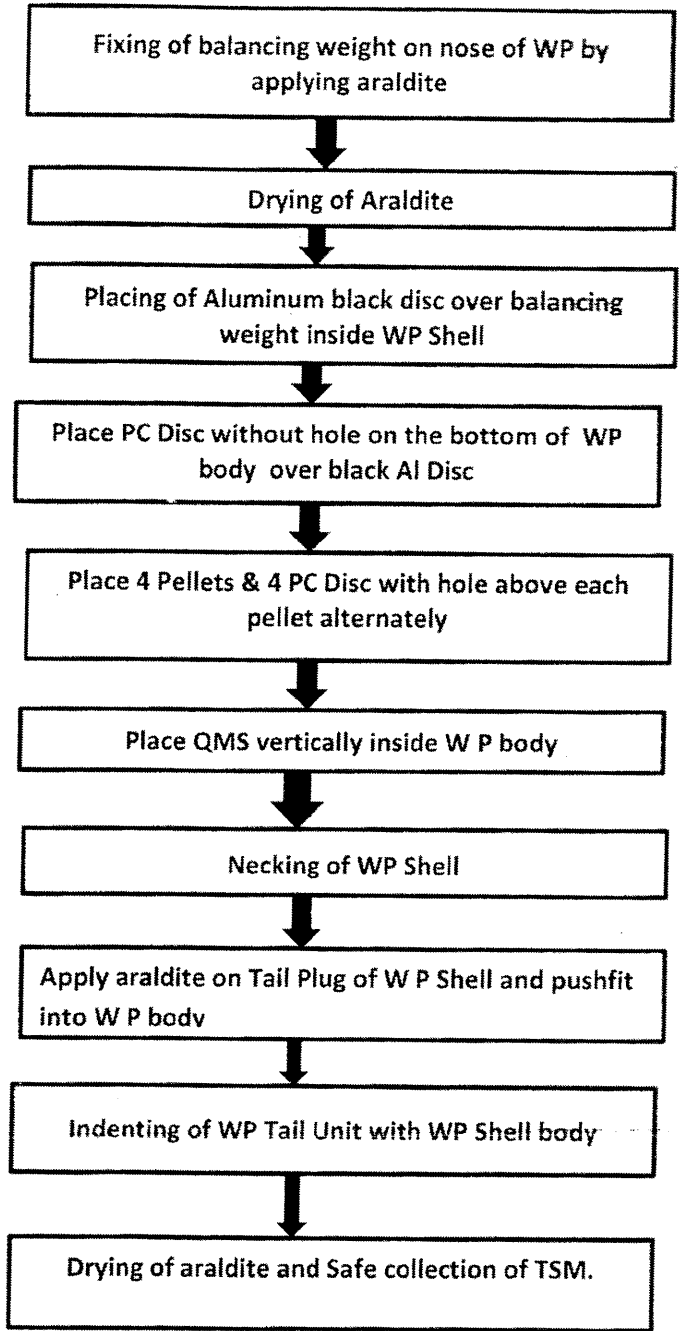
1)	ALL MOVING PARTS OF MACHINE SHOULD BE CORROSION RESISTANT, FLAME AND SPARK PROOF AND MADE OF ISI / CLASS APPROVED QUALITY MATERIAL
2)	MACHINE SHOULD HAVE EARTHED TO DISCHARGE STATIC CHARGE
3)	IN CASE OF MALFUNCTIONING, THE MACHINE SHOULD HAVE AUTOMATIC TRIPPING SYSTEM ALONG WITH AUDIO AND VISUAL INDICATORS
4)	ALL ELECTRIC EQUIPEMENTS / COMPONENTS FITTED IN THE MACHINE SHOULD BE OF REPUTED BRAND AND OF ISO CERTIFIED COMPANY .
5)	MACHINE SHOULD HAVE DIGITAL DISPLAY TO INDICATE NUMBER OF SHELLS PREPARED.
6)	THERE SHOULD BE SCOPE FOR IDOLING ANY STATION / SKIPPING ANY STATION.
7)	MACHINE WILL HAVE PROPER SAFEGUARDS FOR THE SAFETY OF THE OPERATOR.
8)	MACHINE SHOULD OPERATE PREFERABLY ON PLC CONTROL OF IEC-61131 STANDARD
9)	SEPARATION GUARD BETWEEN STATIONS SHOULD BE PROVIDED
10)	THERE SHOULD BE SCOPE FOR EXPANSION BY ADDING MORE STATIONS
11)	STACKED PC SHEET MAGAZINE STACKED-UP IN PC SHEET CUTTING MACHINE CAN BE UTILIZED FOR FILLING PURPOSE IN THIS MACHINE.

*[Handwritten signatures and notes at the bottom of the page]*

12)	MACHINE SHOULD HAVE FACILITY OF DETECTION OF OMISSION AND MALFUNCTIONING AT ANY STAGES OF PROCESS AND SHOULD HAVE FACILITY TO SEPARATE THE REJECTED/ DEFECTIVE DT/DM.
13)	PELLET TO BE FILLED ARE SOFT IN NATURE. FILLING SHOULD BE IN SUCH A MANNER THAT THESE PELLET DO NOT BREAK
14)	MACHINE SHOULD HAVE FACILITY FOR DUST COLLECTION .
15)	MACHINE SHOULD BE ABLE TO OPERATE WITHIN OPERATING TEMPERATURE $25 \pm 10^{\circ}$ C AND OPERATING HUMIDITY $40 \pm 15\%$ .
16)	ALL ELECTRIC WIRING AND ELECTRICAL COMPONENTS SHOULD BE PROPERLY CASED AND FLAME PROOF AND EASILY ACCESSIBLE FOR REPAIR AND MAINTENANCES.
17)	MACHINE SHOULD BE COMPACT TO SAVE SPACE AND EASY TO ACCESS FOR REPAIR AND MAINTENANCES
18)	BASIC STRUCTURE OF MACHINE SHOULD BE MADE OF ISI / CLASS APPROVED QUALITY METAL, RESISTANT TO CORROSION / RUSTING AND FLAME.
19)	USER MANUAL WITH REQUIRED ILLUSTRATIONS TO BE PROVIDED WITH MACHINE.
20)	INSTRUCTION ON REPAIR & MAINTENANCE TO BE PROVIDED WITH MACHINE.
21)	RUNNING SPARE PARTS WITH ILLUSTRATED LIST SHOULD BE PROVIDED WITH MACHINE.
22)	OPERATIONAL TRAINING SHOULD BE ARRANGED FOR 1 WEEKS FOR MINIMUM 15 PERS.
23)	REPAIR AND MAINTENANCE TRAINING SHOULD BE ARRANGED FOR 1 WEEKS FOR MINIMUM 10 PERS.
24)	SPECIFIC GAUGES AND MAINTENANCE TOOLS SHOULD BE PROVIDED WITH MACHINE.
25)	<b>GUARANTEE / WARRANTY:-</b> i) MACHINE SHOULD HAVE 2 YEARS GUARANTEE / WARRANTY AFTER COMMISSIONING. ii) PREVENTIVE MAINTENANCE ONCE IN 3 MONTH DURING GUARANTEE / WARRANTY PERIOD. iii) GUARANTEE/ WARRANTY WILL BE COMPREHENSIVE i.e INCLUSIVE OF SPARE PARTS.
26)	AMC PERIOD SHOULD BE 05 YEARS AFTER EXPIRY OF GUARANTEE / WARRANTY PERIOD.

.....

W P FILLING MACHINE





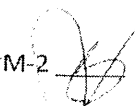





PO [Signature] M-1 [Signature] M-2 [Signature] M-3 [Signature] M-4 [Signature] Co-M-1 [Signature] Co-M-2 [Signature] Co-M-3 [Signature] Co-M-4 [Signature]

**W P FILLING MACHINE**

SL NO	QUALITATIVE / REQUIREMENTS	METHODOLOGY	COMPLIED / NOT COMPLIED
1	ALL MOVING PARTS OF MACHINE SHOULD BE CORROSION RESISTANT, FLAME AND SPARK PROOF AND MADE OF ISI / CLASS APPROVED QUALITY MATERIAL	The firm should submit national / International accredited Lab test report for this aspect	
2	MACHINE SHOULD HAVE EARTHED TO DISCHARGE STATIC CHARGE	Physical Verification by BOOs	
3	IN CASE OF MALFUNCTIONING, THE MACHINE SHOULD HAVE AUTOMATIC TRIPPING SYSTEM ALONG WITH AUDIO AND VISUAL INDICATORS	The firm should submit national / International accredited Lab test report for this aspect & Physical Verification by BOOs	
4	ALL ELECTRIC EQUIPEMENTS / COMPONENTS FITTED IN THE MACHINE SHOULD BE OF REPUTED BRAND AND OF ISO CERTIFIED COMPANY .	The firm should submit national / International accredited Lab test report for this aspect.	
5	MACHINE SHOULD HAVE DIGITAL DISPLAY TO INDICATE NUMBER OF SHELLS PREPARED.	Physical Verification by BOOs	
6	THERE SHOULD BE SCOPE FOR IDOLING ANY STATION / SKIPPING ANY STATION.	Physical Verification by BOOs	
7	MACHINE WILL HAVE PROPER SAFEGUARDS FOR THE SAFETY OF THE OPERATOR.	Physical Verification by BOOs	
8	MACHINE SHOULD OPERATE PREFERABLY ON PLC CONTROL OF IEC-61131 STANDARD	The firm should submit national / International accredited Lab test report for this aspect	
9	SEPARATION GUARD BETWEEN STATIONS SHOULD BE PROVIDED	Physical Verification by BOOs	
10	THERE SHOULD BE SCOPE FOR EXPANSION BY ADDING MORE STATIONS	Physical Verification by BOOs	
11	STACKED PC SHEET MAGAZINE STACKED-UP IN PC SHEET CUTTING MACHINE CAN BE UTILIZED FOR FILLING PURPOSE IN THIS MACHINE	Physical Verification by BOOs	
12	MACHINE SHOULD HAVE FACILITY OF DETECTION OF OMISSION AND MALFUNCTIONING AT ANY STAGES OF PROCESS AND SHOULD HAVE FACILITY TO SEPARATE THE REJECTED/ DEFECTIVE DT/DM.	Physical Verification by BOOs	
13	PELLET TO BE FILLED ARE SOFT IN NATURE. FILLING SHOULD BE IN SUCH A MANNER THAT THESE PELLET DO NOT BREAK	Physical Verification by BOOs	
14	MACHINE SHOULD HAVE FACILITY FOR DUST COLLECTION .	Physical Verification by BOOs	

PO MB M-1 B M-2 A M-3 MS M-4 PSB Co-M-1 B Co-M-2 B Co-M-3 hw Co-M-4 SP

15	MACHINE SHOULD BE ABLE TO OPERATE WITHIN OPERATING TEMPERATURE 25 ± 10° C AND OPERATING HUMIDITY 40 ± 15%.	Physical Verification by BOOs	
16	ALL ELECTRIC WIRING AND ELECTRICAL COMPONENTS SHOULD BE PROPERLY CASSED AND FLAME PROOF AND EASILY ACCESSIBLE FOR REPAIR AND MAINTENANCES.	The firm should submit national / International accredited Lab test report for this aspect & Physical Verification by BOOs	
17	MACHINE SHOULD BE COMPACT TO FIT IN TO SAVE SPACE AND EASY TO ACCESS FOR REPAIR AND MAINTENANCES	Physical Verification by BOOs	
18	BASIC STRUCTURE OF MACHINE SHOULD BE MADE OF ISI / CLASS APPROVED QUALITY METAL, RESISTANT TO CORROSION / RUSTING AND FLAME.	The firm should submit national / International accredited Lab test report for this aspect.	
19	USER MANUAL WITH REQUIRED ILLUSTRATIONS TO BE PROVIDED WITH MACHINE.	Physical Verification by BOOs	
20	INSTRUCTION ON REPAIR & MAINTENANCE TO BE PROVIDED WITH MACHINE.	Physical Verification by BOOs	
21	RUNNING SPARE PARTS WITH ILLUSTRATED LIST SHOULD BE PROVIDED WITH MACHINE.	Physical Verification by BOOs	
22	OPERATIONAL TRAINING SHOULD BE ARRANGED FOR 1 WEEKS FOR MINIMUM 15 PERS.	Physical Verification by BOOs	
23	REPAIR AND MAINTENANCE TRAINING SHOULD BE ARRANGED FOR 1 WEEKS FOR MINIMUM 10 PERS.	Physical Verification by BOOs	
24	SPECIFIC GAUGES AND MAINTENANCE TOOLS SHOULD BE PROVIDED WITH MACHINE.	Physical Verification by BOOs	
25	<b>GUARANTEE / WARRANTY:-</b> i) MACHINE SHOULD HAVE 2 YEARS GUARANTEE / WARRANTY AFTER COMMISSIONING. ii) PREVENTIVE MAINTENANCE ONCE IN 3 MONTH DURING GUARANTEE / WARRANTY PERIOD. iii) GUARANTEE/ WARRANTY WILL BE COMPREHENSIVE i.e INCLUSIVE OF SPARE PARTS.	Physical Verification by BOOs	
26	AMC PERIOD SHOULD BE 05 YEARS AFTER EXPIRY OF GUARANTEE / WARRANTY PERIOD	Physical Verification by BOOs	

PO  M-1  M-2  M-3  M-4  Co-M-1  Co-M-2  Co-M-3  Co-M-4 