

**AUTOMATIC CRIMPING MACHINE (FOR ELECTRIC STUN SHELL).**

**INPUT** - SEMI FINISHED ASSEMBLED STUN SHELL BODY WITH CARTRIDGE  
 OD - 38.4 - 0.2 MM  
 HEIGHT - 227 MM.

**OUTPUT** - CRIMPED STUN SHELL (E) DEPTH OF CRIMPING 0.75± 0.25MM.

**RATE/HR** - 1000 NOS.

**PROCESS:-**

Loading of shell (E). → Crimping of shell(E) → Unloading of shell (E)

- a) CRIMPING SHOULD BE AT SYMMETRICAL FOUR POINTS.
- b) CRIMPING POINTS SHOULD BE AT THE DISTANCE OF 181+1 MM (ADJUSTABLE UP TO ± 10 MM ) FROM TOP OF THE SHELL.

**QUALITATIVE REQUIREMENT:-**

1)	ALL MOVING PARTS OF MACHINE SHOULD BE CORROSION RESISTANT, FLAME AND SPARK PROOF AND MADE OF ISI / CLASS APPROVED QUALITY MATERIAL.
2)	MACHINE SHOULD WORK ON PNEUMATIC BASE.
3)	TUBES CONNECTING THE MACHINE TO PNEUMATIC MACHINE SHOULD BE OF REQUISITE DIMENSIONS AND ISI MAKE.
4)	MACHINE SHOULD HAVE ARRANGEMENT TO SAFE LOADING OF STUN SHELL (E).
5)	MACHINE SHOULD HAVE ARRANGEMENT TO SAFE UNLOADING AND STACK UP OF STUN SHELL(E) AFTER CRIMPING
6)	MACHINE SHOULD HAVE DIGITAL DISPLAY TO INDICATE FINISHED NO'S OF SHELLS.
7)	IN CASE OF MALFUNCTIONING, THE MACHINE SHOULD HAVE AUTOMATIC TRIPPING SYSTEM AND ALSO HAVE SOUND AND LIGHT INDICATION.
8)	MACHINE WILL BE EARTHED TO DISCHARGE STATIC CHARGE.

PO            M-1            M-2            M-3            M-4            Co-M-1            Co-M-2            Co-M-3            Co-M-4

- 9) ALL EQUIPMENTS / COMPONENTS FITTED IN THE MACHINE SHOULD BE OF REPUTED BRAND AND OF ISO/ISI CERTIFIED COMPANY.
- 10) MACHINE SHOULD OPERATE PREFERABLY ON PLC CONTROL OF IEC-61131 STANDARD.
- 11) MACHINE SHOULD HAVE PROPER SAFEGUARDS FOR THE SAFETY OF OPERATOR.
- 12) MACHINE SHOULD HAVE FACILITY OF DETECTION OF OMISSION AND MALFUNCTIONING AT ANY STAGES OF PROCESS AND SHOULD HAVE FACILITY TO SEPARATE THE REJECTED / DEFECTIVE PRODUCTS.
- 13) MACHINE SHOULD BE ABLE TO OPERATE WITHIN OPERATING TEMPERATURE  $25 \pm 10^{\circ} \text{C}$  AND OPERATING HUMIDITY  $40 \pm 15 \%$ .
- 14) ALL ELECTRIC WIRING AND ELECTRICAL COMPONENTS SHOULD BE PROPERLY CASED AND FLAME PROOF AND EASILY ACCESSIBLE FOR REPAIR AND MAINTENANCES.
- 15) MACHINE SHOULD BE COMPACT TO SAVE SPACE AND EASY TO ACCESS FOR REPAIR AND MAINTENANCES.
- 16) BASIC STRUCTURE OF MACHINE SHOULD BE MADE OF ISI / CLASS APPROVED QUALITY METAL, RESISTANT TO CORROSION / RUSTING AND FLAME.
- 17) USER MANUAL WITH REQUIRED ILLUSTRATIONS TO BE PROVIDED WITH MACHINE.
- 18) INSTRUCTION ON REPAIR & MAINTENANCE TO BE PROVIDED WITH MACHINE.
- 19) RUNNING SPARE PARTS WITH ILLUSTRATED LIST SHOULD BE PROVIDED WITH MACHINE.
- 20) OPERATIONAL TRAINING SHOULD BE ARRANGED FOR 1 WEEKS FOR MINIMUM 15 PERS.
- 21) REPAIR AND MAINTENANCE TRAINING SHOULD BE ARRANGED FOR 1 WEEKS FOR MINIMUM 10 PERS.
- 22) SPECIFIC GAUGES AND MAINTENANCE TOOLS SHOULD BE PROVIDED WITH MACHINE.
- 23) **GUARANTEE / WARRANTY:-**  
 i) MACHINE SHOULD HAVE 2 YEARS GUARANTEE / WARRANTY AFTER COMMISSIONING.

PO MS M-1 MS M-2 MS M-3 MS M-4 MS Co-M-1 MS Co-M-2 MS Co-M-3 MS Co-M-4 MS

III. PREVENTIVE MAINTENANCE ONCE IN 3 MONTH DURING GUARANTEE WARRANTY PERIOD.

III. GUARANTEE/ WARRANTY WILL BE COMPREHENSIVE i.e INCLUSIVE OF SPARE PARTS.

24) AMC PERIOD SHOULD BE 05 YEARS AFTER EXPIRY OF GUARANTEE WARRANTY PERIOD.

PO AS M-1 ca M-2 [Signature] M-3 [Signature] M-4 [Signature] Co-M-1 [Signature] Co-M-2 [Signature] Co-M-3 [Signature] Co-M-4 [Signature]



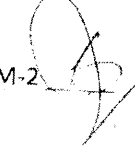
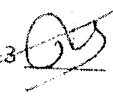




**AUTOMATIC CRIMPING MACHINE (FOR ELECTRIC STUN SHELL).**

SL NO	QUALITATIVE / REQUIREMENTS	METHODOLOGY	COMPLIED / NOT COMPLIED
1	ALL MOVING PARTS OF MACHINE SHOULD BE CORROSION RESISTANT, FLAME AND SPARK PROOF AND MADE OF ISI / CLASS APPROVED QUALITY MATERIAL.	The firm should submit national / International accredited Lab test report for this aspect	
2	MACHINE SHOULD WORK ON PNEUMATIC BASE.	Physical Verification by BOOs	
3	TUBES CONNECTING THE MACHINE TO PNEUMATIC MACHINE SHOULD BE OF REQUISITE DIMENSIONS AND ISI MAKE.	Physical Verification by BOOs	
4	MACHINE SHOULD HAVE ARRANGEMENT TO SAFE LOADING OF STUN SHELL (E).	Physical Verification by BOOs	
5	MACHINE SHOULD HAVE ARRANGEMENT TO SAFE UNLOADING AND STACK UP OF STUN SHELL(E) AFTER CRIMPING	Physical Verification by BOOs	
6	MACHINE SHOULD HAVE DIGITAL DISPLAY TO INDICATE FINISHED NO'S OF SHELLS.	Physical Verification by BOOs	
7	IN CASE OF MALFUNCTIONING, THE MACHINE SHOULD HAVE AUTOMATIC TRIPPING SYSTEM AND ALSO HAVE SOUND AND LIGHT INDICATION.	The firm should submit national / International accredited Lab test report for this aspect & Physical Verification by BOOs	
8	MACHINE WILL BE EARTHED TO DISCHARGE STATIC CHARGE.	Physical Verification by BOOs	
9	ALL EQUIPMENT'S /COMPONENTS FITED IN THE MACHINE SHOULD BE OF REPUTED BRAND AND OF ISO/ISI CERTIFIED COMPANY.	The firm should submit national / International accredited Lab test report for this aspect	
10	MACHINE SHOULD OPERATE PREFERABLY ON PLC CONTROL OF REPUTED MAKE.	The firm should submit national / International accredited Lab test report for this aspect	
11	MACHINE SHOULD HAVE PROPER SAFEGUARDS FOR THE SAFETY OF OPERATOR.	Physical Verification by BOOs	
12	MACHINE SHOULD HAVE FACILITY OF DETECTION OF OMISSION AND MALFUNCTIONING AT ANY STAGES OF PROCESS AND SHOULD HAVE FACILITY TO SEPARATE THE REJECTED/ DEFECTIVE PRODUCTS.	Physical Verification by BOOs	

PO AD M-1 [Signature] M-2 [Signature] M-3 [Signature] M-4 [Signature] Co-M-1 [Signature] Co-M-2 [Signature] Co-M-3 [Signature] Co-M-4 [Signature]

15

13	MACHINE SHOULD BE ABLE TO OPERATE WITHIN OPERATING TEMPERATURE $25 \pm 100^{\circ}C$ AND OPERATING HUMIDITY $40 \pm 15\%$ .	Physical Verification by BOOs	
14	ALL ELECTRIC WIRING AND ELECTRICAL COMPONENTS SHOULD BE PROPERLY CASED AND FLAME PROOF AND EASILY ACCESSIBLE FOR REPAIR AND MAINTENANCES.	The firm should submit national / International accredited Lab test report for this aspect & Physical Verification by BOOs	
15	MACHINE SHOULD BE COMPACT TO FIT IN TO SAVE SPACE AND EASY TO ACCESS FOR REPAIR AND MAINTENANCES.	Physical Verification by BOOs	
16	BASIC STRUCTURE OF MACHINE SHOULD BE MADE OF ISI / CLASS APPROVED QUALITY METAL, RESISTANT TO CORROSION / RUSTING AND FLAME.	The firm should submit national / International accredited Lab test report for this aspect.	
17	USER MANUAL WITH REQUIRED ILLUSTRATIONS TO BE PROVIDED WITH MACHINE.	Physical Verification by BOOs	
18	INSTRUCTION ON REPAIR & MAINTENANCE TO BE PROVIDED WITH MACHINE.	Physical Verification by BOOs	
19	RUNNING SPARE PARTS WITH ILLUSTRATED LIST SHOULD BE PROVIDED WITH MACHINE.	Physical Verification by BOOs	
20	OPERATIONAL TRAINING SHOULD BE ARRANGED FOR 1 WEEKS FOR MINIMUM 15 PERS.	Physical Verification by BOOs	
21	REPAIR AND MAINTENANCE TRAINING SHOULD BE ARRANGED FOR 1 WEEKS FOR MINIMUM 10 PERS.	Physical Verification by BOOs	
22	SPECIFIC GAUGES AND MAINTENANCE TOOLS SHOULD BE PROVIDED WITH MACHINE.	Physical Verification by BOOs	
23	<b>GUARANTEE / WARRANTY:-</b> i) MACHINE SHOULD HAVE 2 YEARS GUARANTEE / WARRANTY AFTER COMMISSIONING. ii) PREVENTIVE MAINTENANCE ONCE IN 3 MONTH DURING GUARANTEE / WARRANTY PERIOD. iii) GUARANTEE/ WARRANTY WILL BE COMPREHENSIVE i.e INCLUSIVE OF SPARE PARTS.	Physical Verification by BOOs Physical Verification by BOOs	
24	AMC PERIOD SHOULD BE 05 YEARS AFTER EXPIRY OF GUARANTEE / WARRANTY PERIOD.	Physical Verification by BOOs	

PO  M-1  M-2  M-3  M-4  Co-M-1  Co-M-2  Co-M-3  Co-M-4 